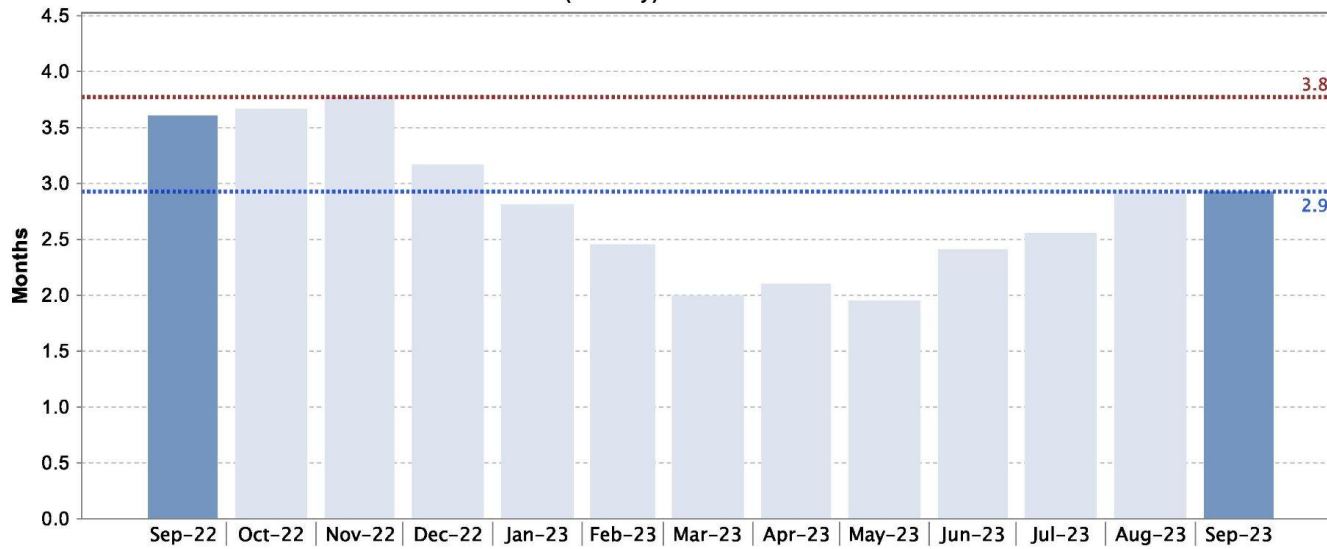


Market Dynamics
Months Supply of Inventory (UC Calculation)
1 Year (Monthly) 09/01/22 - 09/30/23

Keller Williams Realty -SW



MSI-UC
 KEY INFORMATION

	Sep-22	Sep-23	MSI Change	Percent Change
MSI-UC	3.6	2.9	-0.7	-18.8

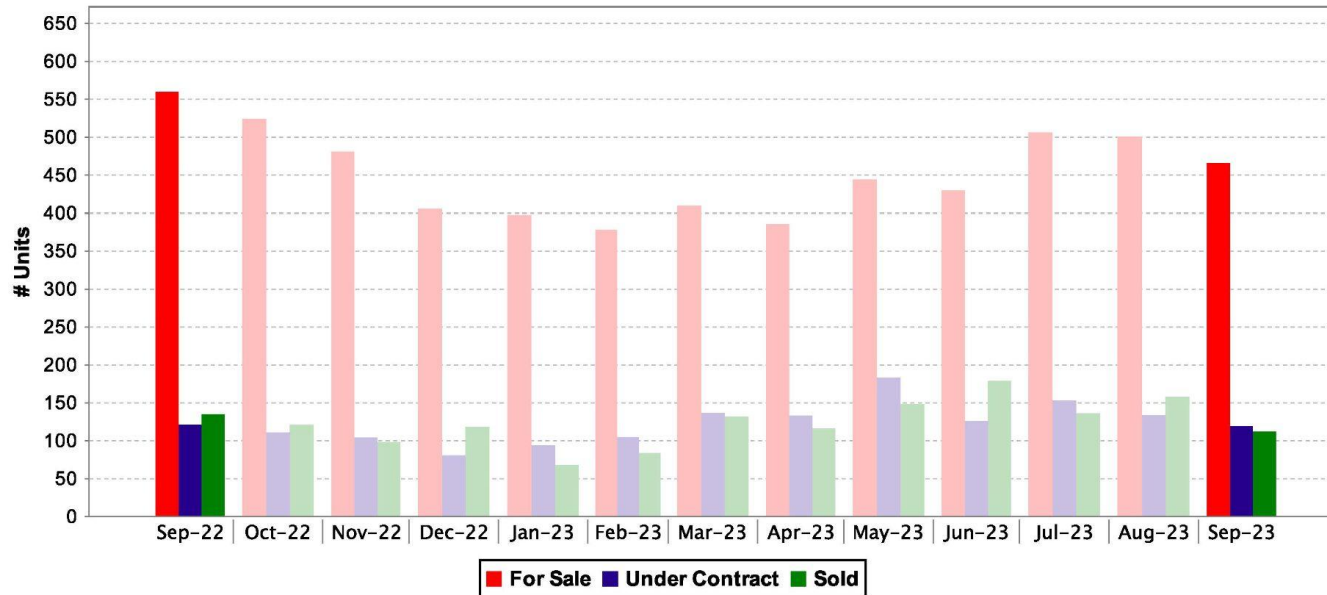


MLS: HAR	Period: 1 Year (Monthly)	Price: All	Construction Type: All	Bedrooms: All	Bathrooms: All	Lot Size: All
Property Types:	Single-Family: (Duplex, Free Standing, Historic, Manufactured, Patio Home), Townhouse/Condo: (Townhouse, Condo), High Rise Condo: (High Rise Condo),...					Sq Ft: All
Counties:	Fort Bend					

Market Dynamics

Keller Williams Realty -SW

Supply & Demand - # Units (FS, UC, Sold)
1 Year (Monthly) 09/01/22 - 09/30/23



■ For Sale ■ Under Contract ■ Sold

KEY INFORMATION

	Sep-22	Sep-23	# Units Change	Percent Change
For Sale	560.0	466.0	-94.0	-16.8
Under Contract	121.0	119.0	-2.0	-1.7
Sold	135.0	112.0	-23.0	-17.0



MLS: HAR	Period: 1 Year (Monthly)	Price: All	Construction Type: All	Bedrooms: All	Bathrooms: All	Lot Size: All
Property Types:	Single-Family: (Duplex, Free Standing, Historic, Manufactured, Patio Home), Townhouse/Condo: (Townhouse, Condo), High Rise Condo: (High Rise Condo),...				Sq Ft: All	
Cities:	Sugar Land					

BrokerMetrics®

1 of 2

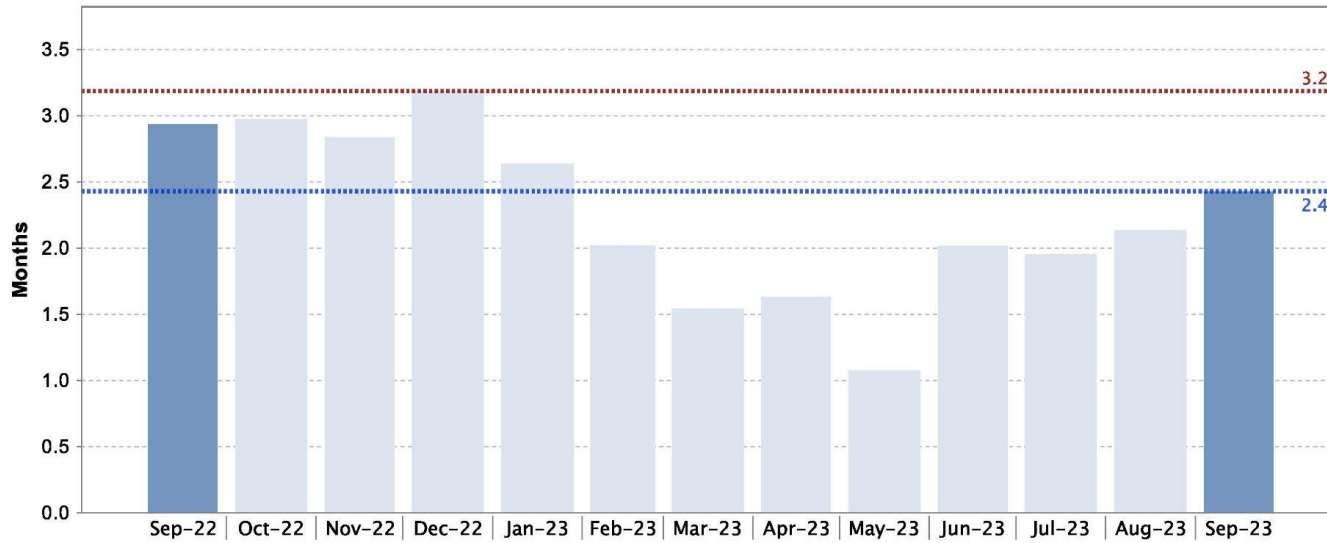
10/04/23

Information not guaranteed. © 2006 - 2023 Terradatum and its suppliers and licensors (<http://www.terradatum.com/metrics/licensors>).

© 2006 - 2023 Houston Association of Realtors Certain information contained herein is derived from information which is the licensed property of, and copyrighted by, Houston Association of Realtors

Market Dynamics
Months Supply of Inventory (UC Calculation)
1 Year (Monthly) 09/01/22 - 09/30/23

Keller Williams Realty -SW



MSI-UC
 KEY INFORMATION

	Sep-22	Sep-23	MSI Change	Percent Change
MSI-UC	2.9	2.4	-0.5	-17.2

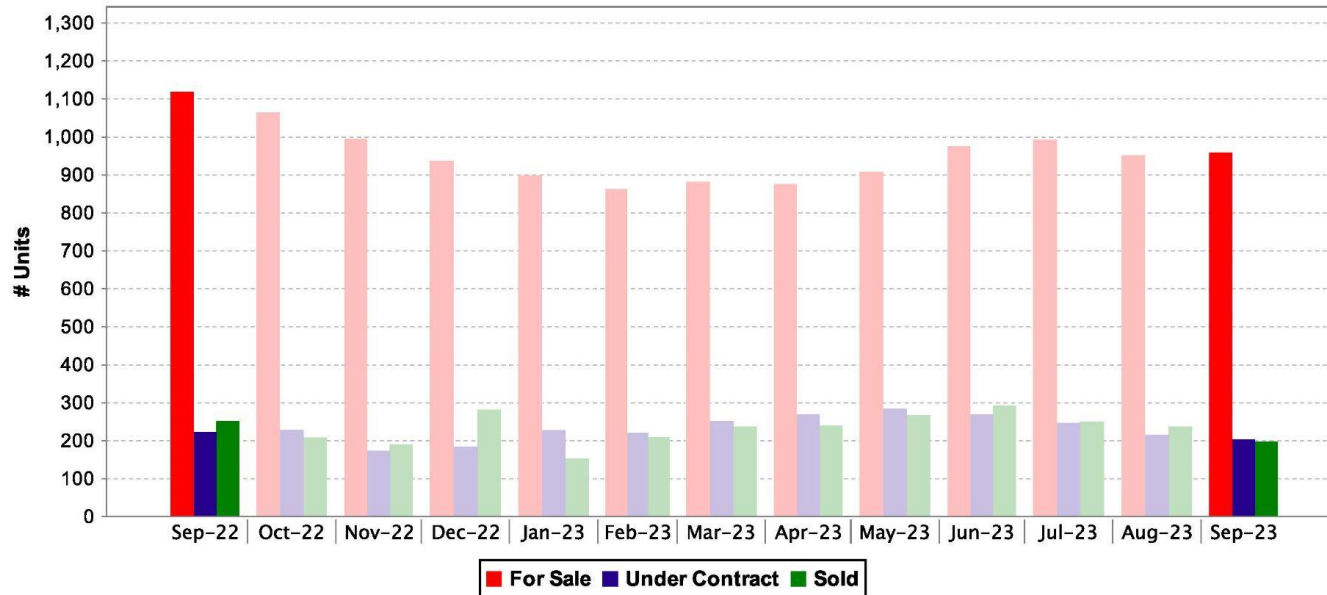


MLS: HAR	Period: 1 Year (Monthly)	Price: All	Construction Type: All	Bedrooms: All	Bathrooms: All	Lot Size: All
Property Types:	Single-Family: (Duplex, Free Standing, Historic, Manufactured, Patio Home), Townhouse/Condo: (Townhouse, Condo), High Rise Condo: (High Rise Condo),...					Sq Ft: All
Cities:	Sugar Land					

Market Dynamics

Keller Williams Realty -SW

Supply & Demand - # Units (FS, UC, Sold)
1 Year (Monthly) 09/01/22 - 09/30/23



KEY INFORMATION

	Sep-22	Sep-23	# Units Change	Percent Change
For Sale	1,119.0	959.0	-160.0	-14.3
Under Contract	223.0	203.0	-20.0	-9.0
Sold	252.0	198.0	-54.0	-21.4



MLS: HAR	Period: 1 Year (Monthly)	Price: All	Construction Type: All	Bedrooms: All	Bathrooms: All	Lot Size: All
Property Types:	Single-Family: (Duplex, Free Standing, Historic, Manufactured, Patio Home), Townhouse/Condo: (Townhouse, Condo), High Rise Condo: (High Rise Condo),...				Sq Ft: All	
Cities:	Richmond					

BrokerMetrics®

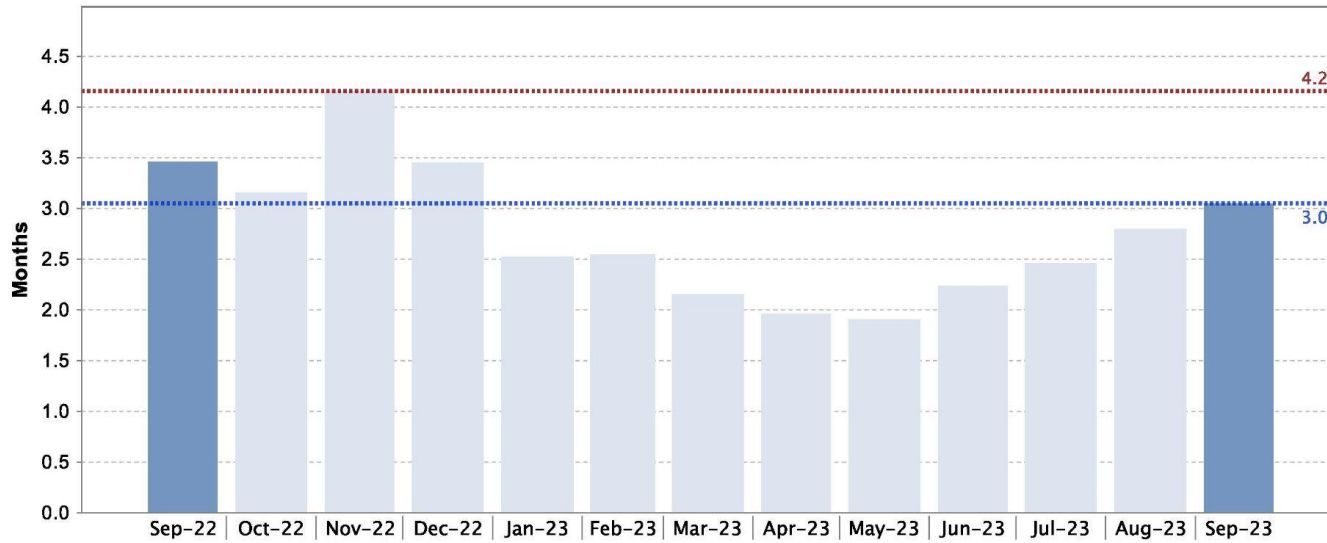
1 of 2

10/04/23

Information not guaranteed. © 2006 - 2023 Terradatum and its suppliers and licensors (<http://www.terradatum.com/metrics/licensors>).
© 2006 - 2023 Houston Association of Realtors Certain information contained herein is derived from information which is the licensed property of, and copyrighted by, Houston Association of Realtors

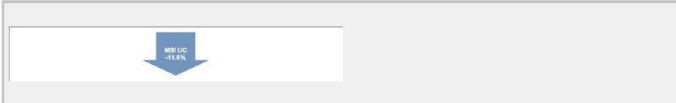
Market Dynamics
Months Supply of Inventory (UC Calculation)
1 Year (Monthly) 09/01/22 - 09/30/23

Keller Williams Realty -SW



MSI-UC
 KEY INFORMATION

	Sep-22	Sep-23	MSI Change	Percent Change
MSI-UC	3.5	3.0	-0.4	-11.9

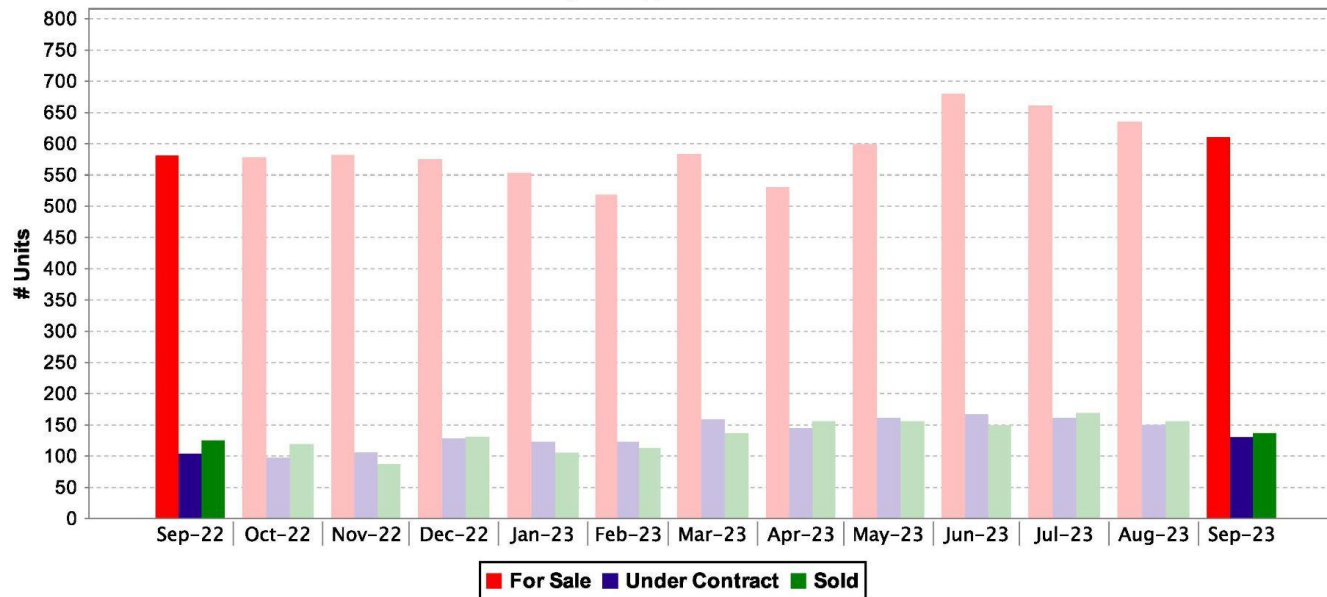


MLS: HAR	Period: 1 Year (Monthly)	Price: All	Construction Type: All	Bedrooms: All	Bathrooms: All	Lot Size: All
Property Types:	Single-Family: (Duplex, Free Standing, Historic, Manufactured, Patio Home), Townhouse/Condo: (Townhouse, Condo), High Rise Condo: (High Rise Condo),...					Sq Ft: All
Cities:	Richmond					

Market Dynamics

Keller Williams Realty -SW

Supply & Demand - # Units (FS, UC, Sold)
1 Year (Monthly) 09/01/22 - 09/30/23



KEY INFORMATION

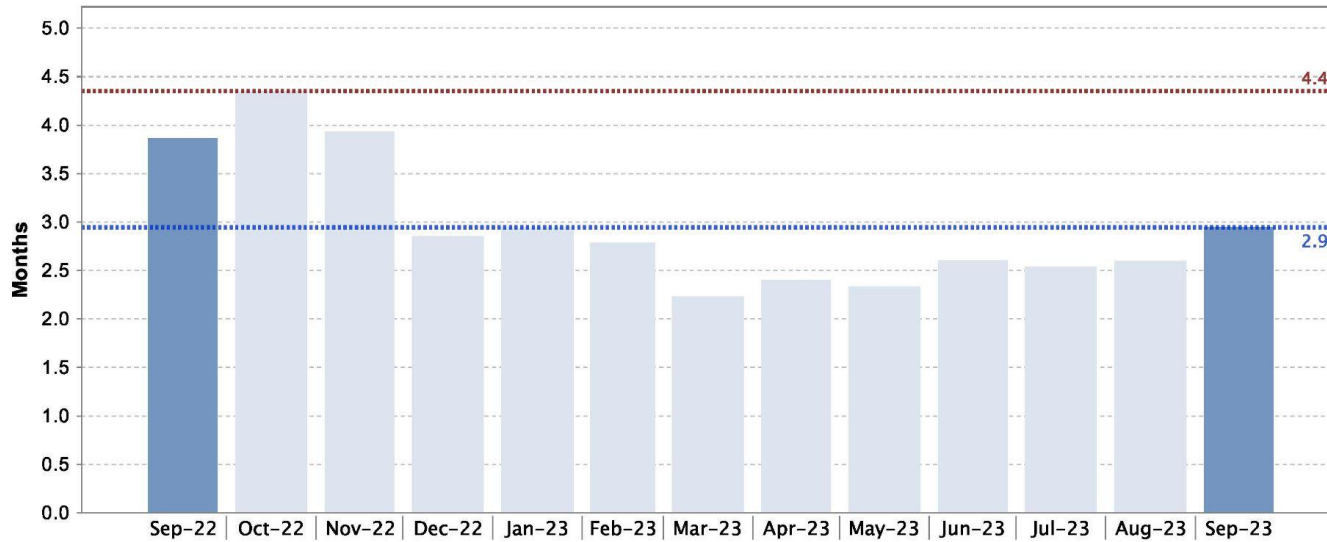
	Sep-22	Sep-23	# Units Change	Percent Change
For Sale	581.0	610.0	29.0	5.0
Under Contract	104.0	130.0	26.0	25.0
Sold	125.0	137.0	12.0	9.6



MLS: HAR	Period: 1 Year (Monthly)	Price: All	Construction Type: All	Bedrooms: All	Bathrooms: All	Lot Size: All
Property Types:	Single-Family: (Duplex, Free Standing, Historic, Manufactured, Patio Home), Townhouse/Condo: (Townhouse, Condo), High Rise Condo: (High Rise Condo),...				Sq Ft: All	
Cities:	Missouri City					

Market Dynamics
Months Supply of Inventory (UC Calculation)
1 Year (Monthly) 09/01/22 - 09/30/23

Keller Williams Realty -SW



MSI-UC
KEY INFORMATION

	Sep-22	Sep-23	MSI Change	Percent Change
MSI-UC	3.9	2.9	-0.9	-23.8



MLS: HAR	Period: 1 Year (Monthly)	Price: All	Construction Type: All	Bedrooms: All	Bathrooms: All	Lot Size: All
Property Types:	Single-Family: (Duplex, Free Standing, Historic, Manufactured, Patio Home), Townhouse/Condo: (Townhouse, Condo), High Rise Condo: (High Rise Condo),...					Sq Ft: All
Cities:	Missouri City					

BrokerMetrics®

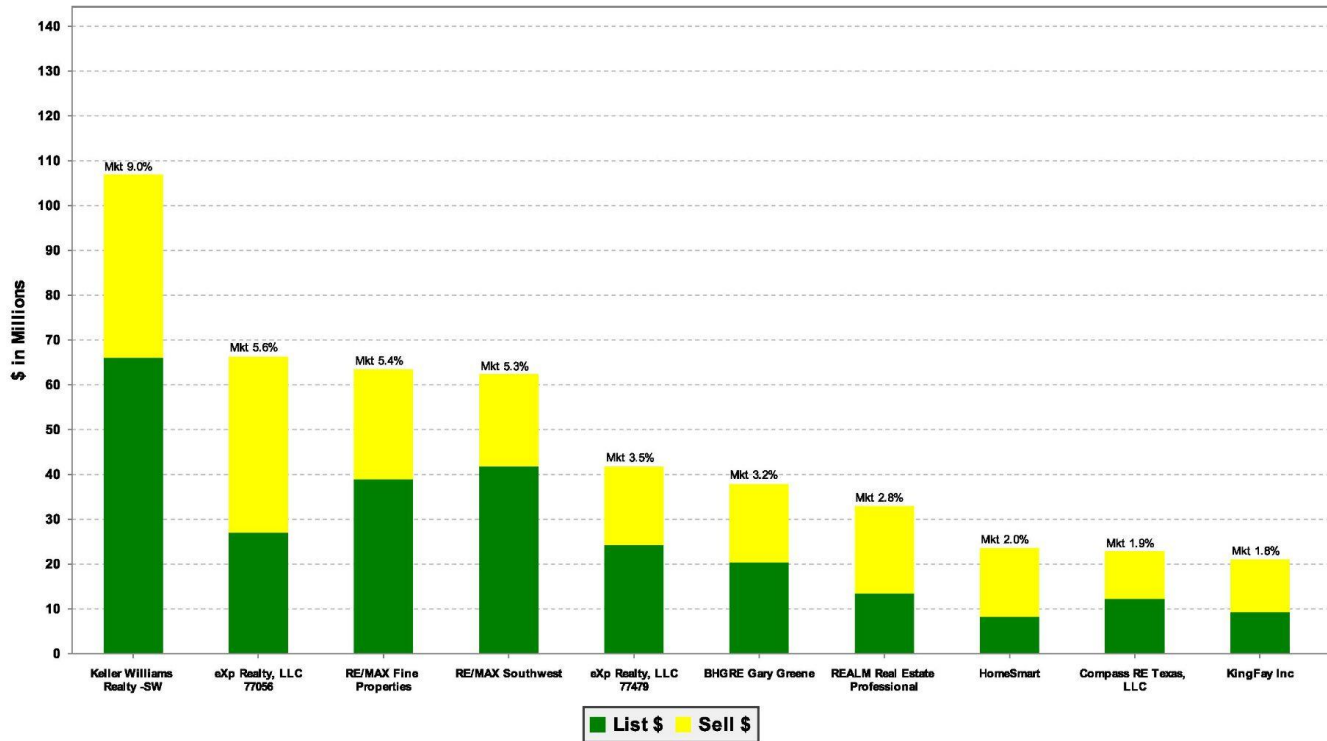
10/04/23

Information not guaranteed. © 2006 - 2023 Terradatum and its suppliers and licensors (<http://www.terradatum.com/metrics/licensors>).
 © 2006 - 2023 Houston Association of Realtors Certain information contained herein is derived from information which is the licensed property of, and copyrighted by, Houston Association of Realtors

Market Share Totals

Keller Williams Realty -SW

Total \$ Volume (By Office)



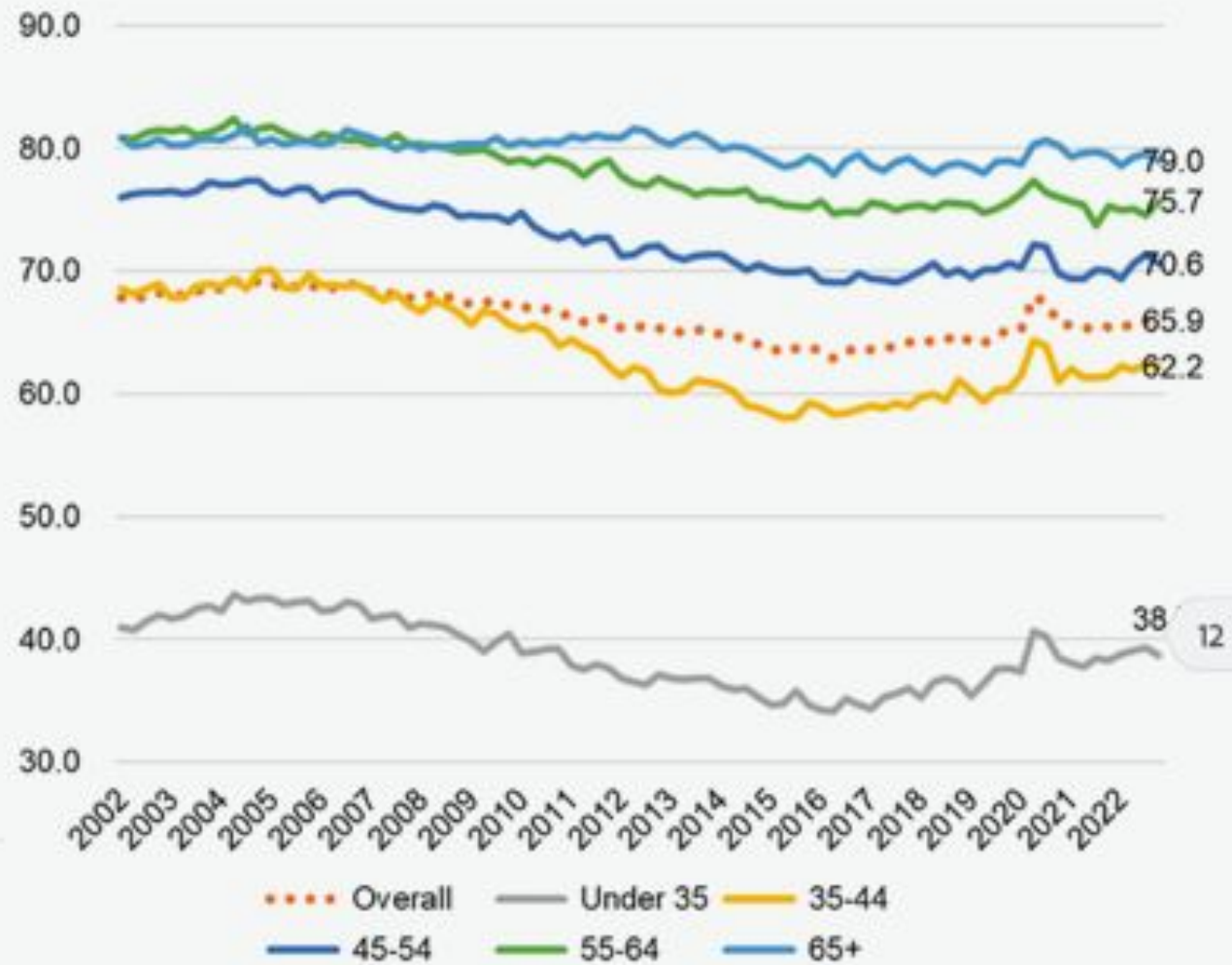
MLS: HAR Date: 01/01/2023 - 10/04/2023 Type: Office Status: Total Sold List + Sell Price: All Construction Type: All Bedrooms: All Bathrooms: All
 Property Types: Single-Family: (Duplex, Free Standing, Historic, Manufactured, Patio Home), Townhouse/Condo: (Townhouse, Condo), High Rise Condo: (High Rise Condo), Lots: (Lots, 0 Up To 1/4 Acre,...
 Cities: Sugar Land

BrokerMetrics®

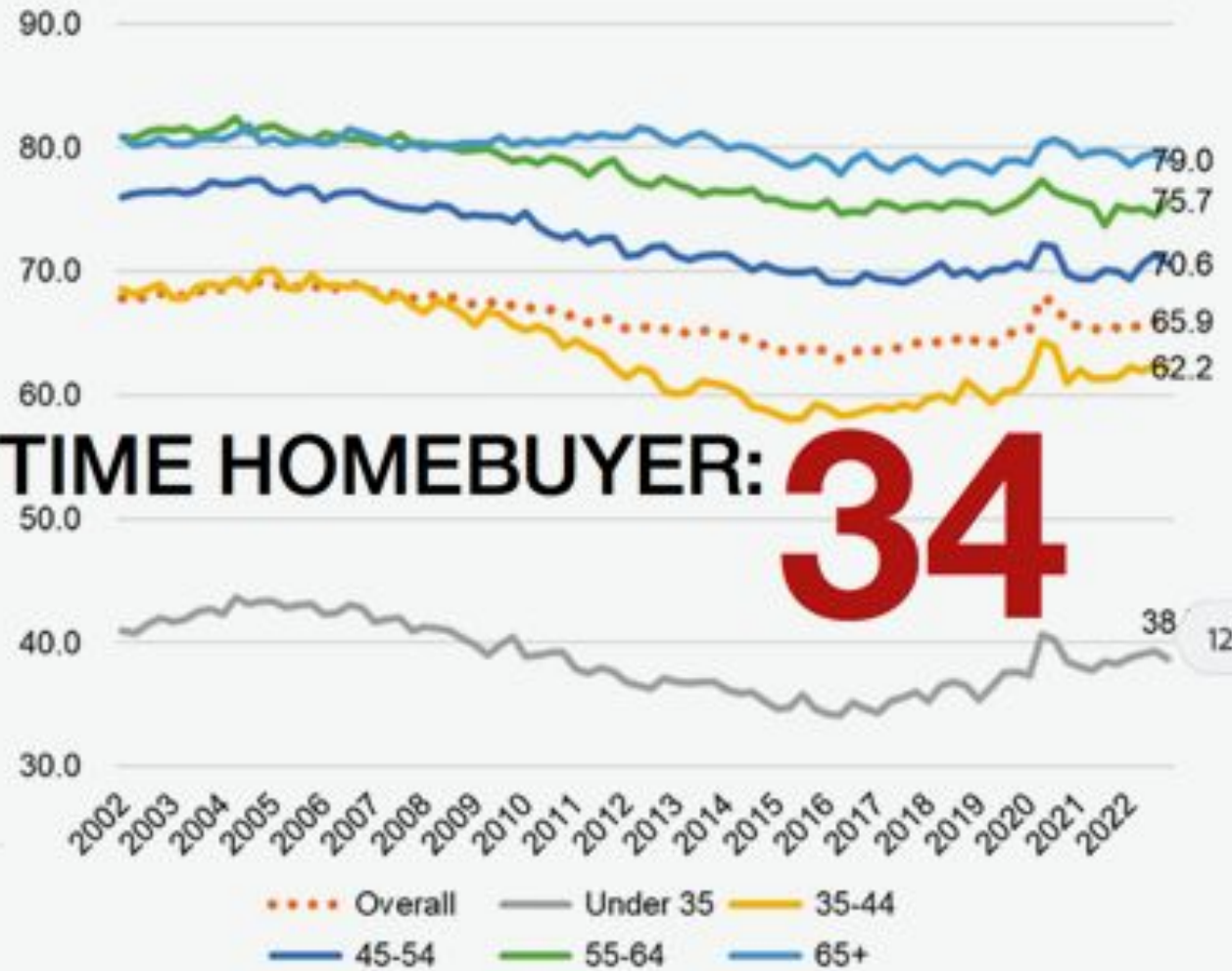
10/04/23

Information not guaranteed. © 2006 - 2023 Terradatum and its suppliers and licensors (<http://www.terradatum.com/metrics/licensors>).
 © 2006 - 2023 Houston Association of Realtors Certain information contained herein is derived from information which is the licensed property of, and copyrighted by, Houston Association of Realtors

Homeownership Rate by Age



Homeownership Rate by Age

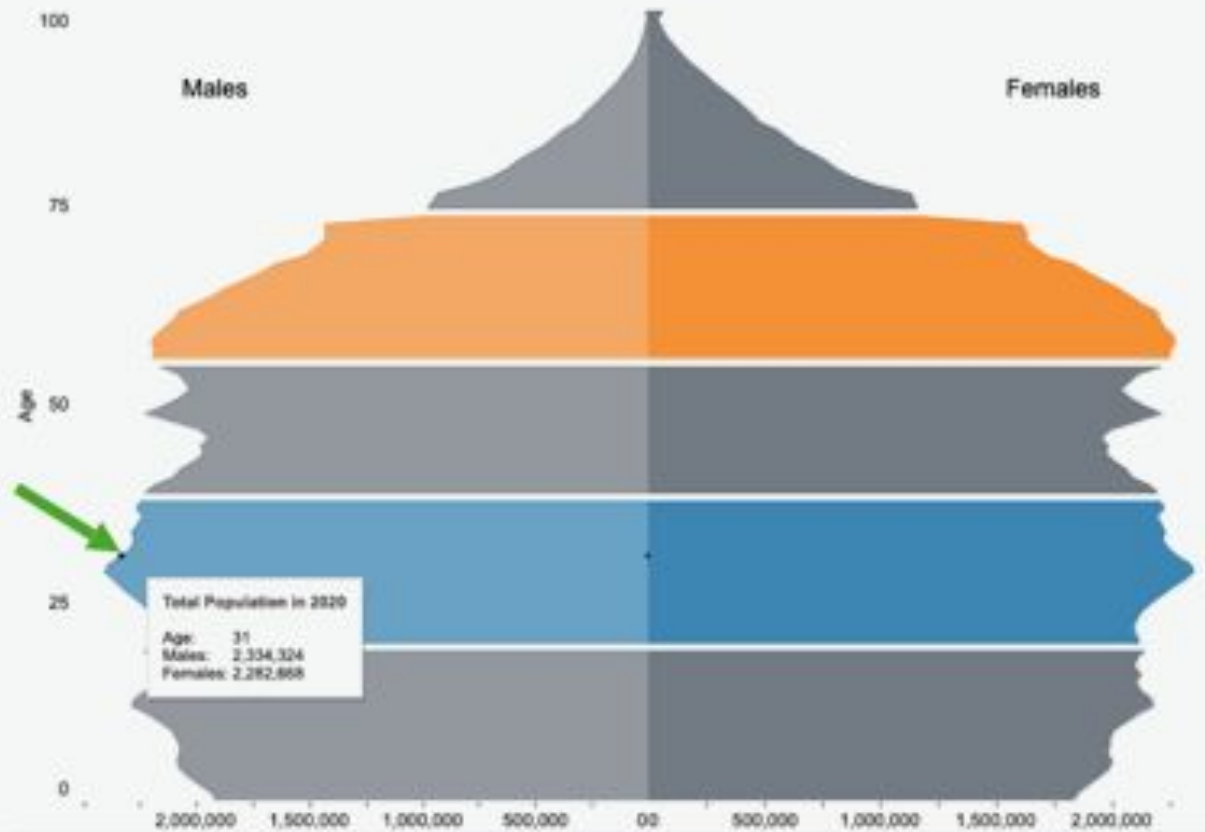


MEDIAN FIRST TIME HOMEBUYER: 34



Demographic Analysis Estimates for the Total Population: April 1, 2020

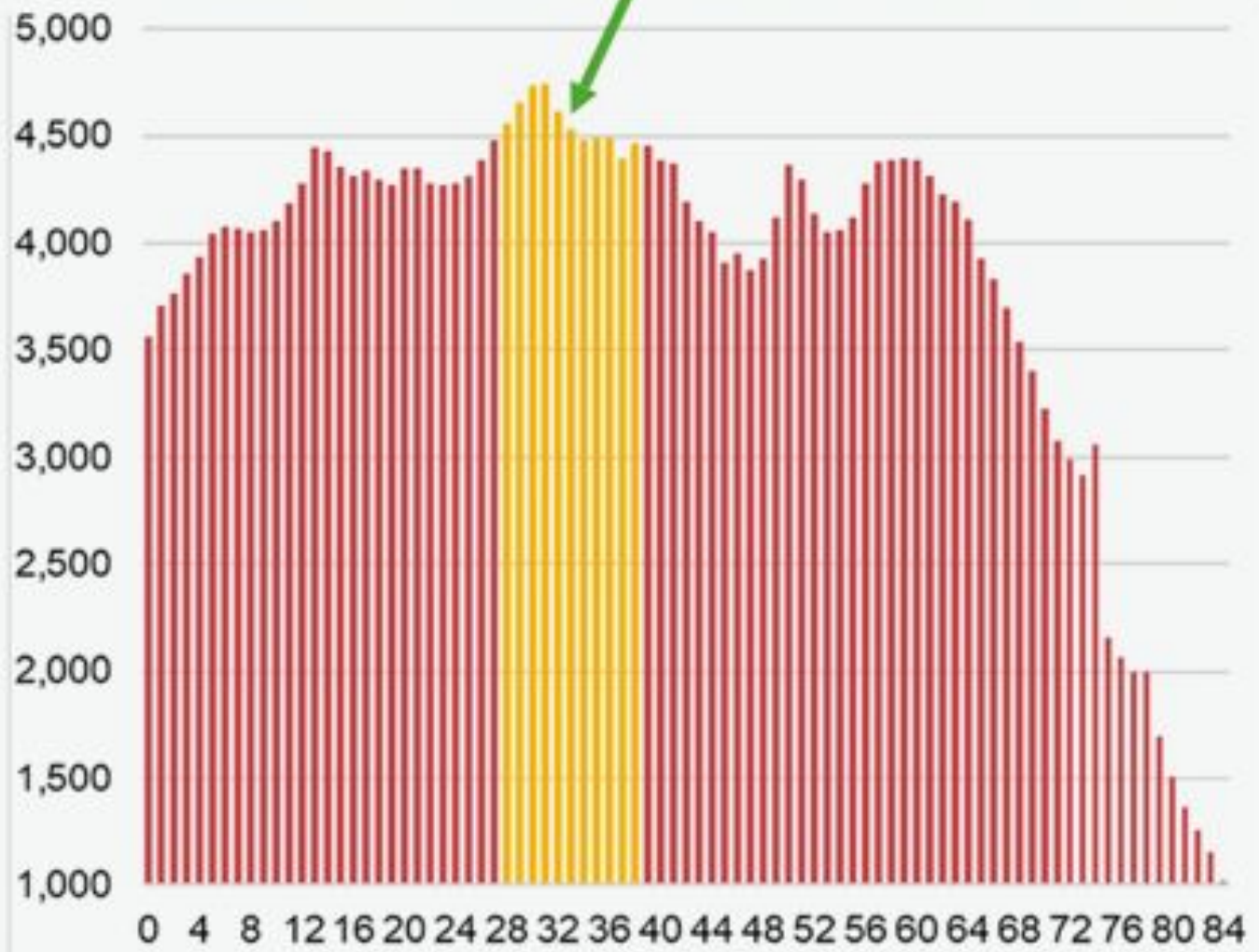
Select Year: 2020
Select Population Group: Total
Generation: Baby Boomer, Millennial



U.S. Department of Commerce
U.S. Census Bureau
census.gov

Source: U.S. Census Bureau, Population Division, Demographic Analysis, Special Tabulation
<https://www.census.gov/hhes/immigration/surveys/immigration-census/special-tabulation-demographic-analysis.html>

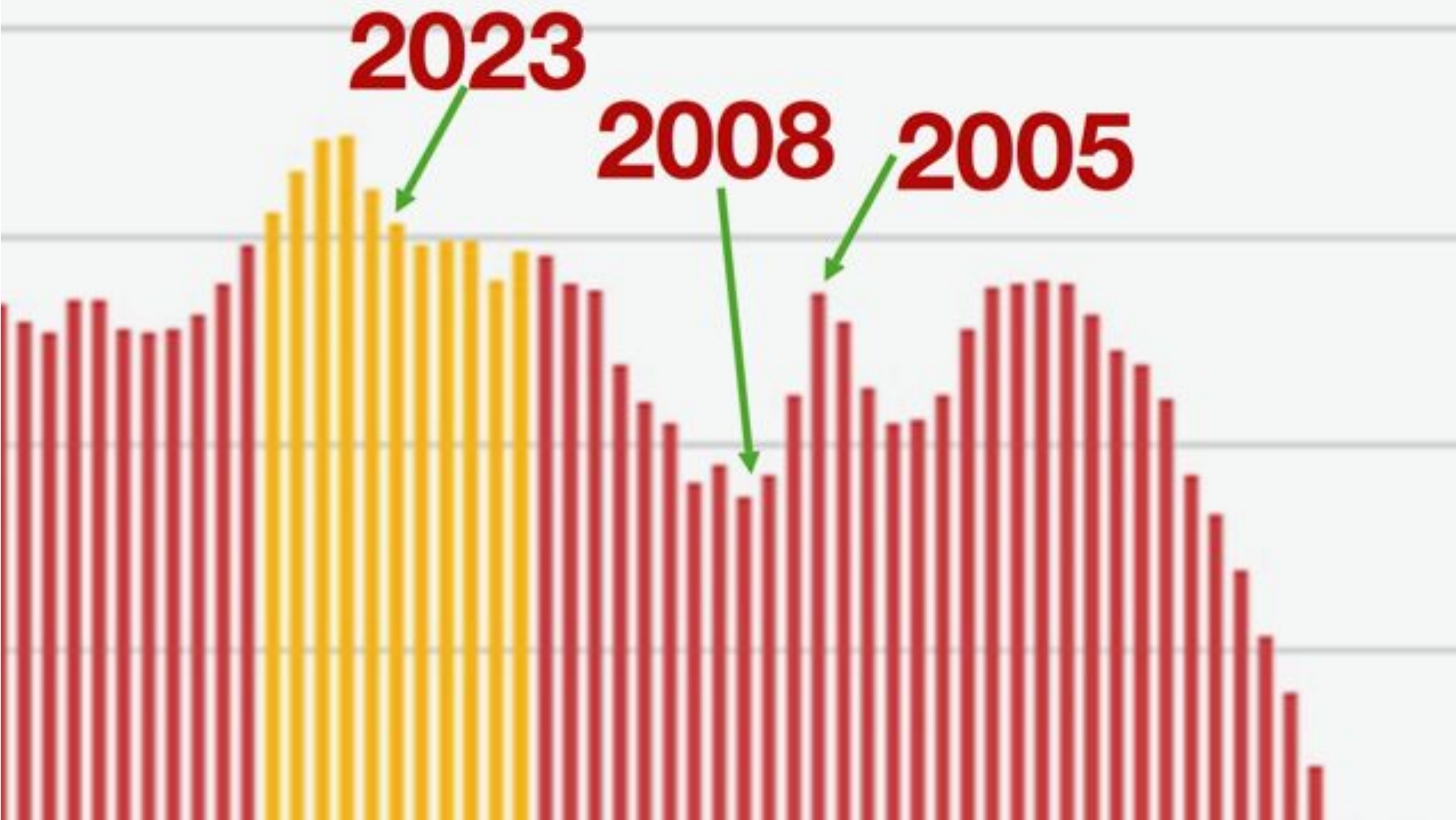
Population by Age: 2021 Estimates (000s)



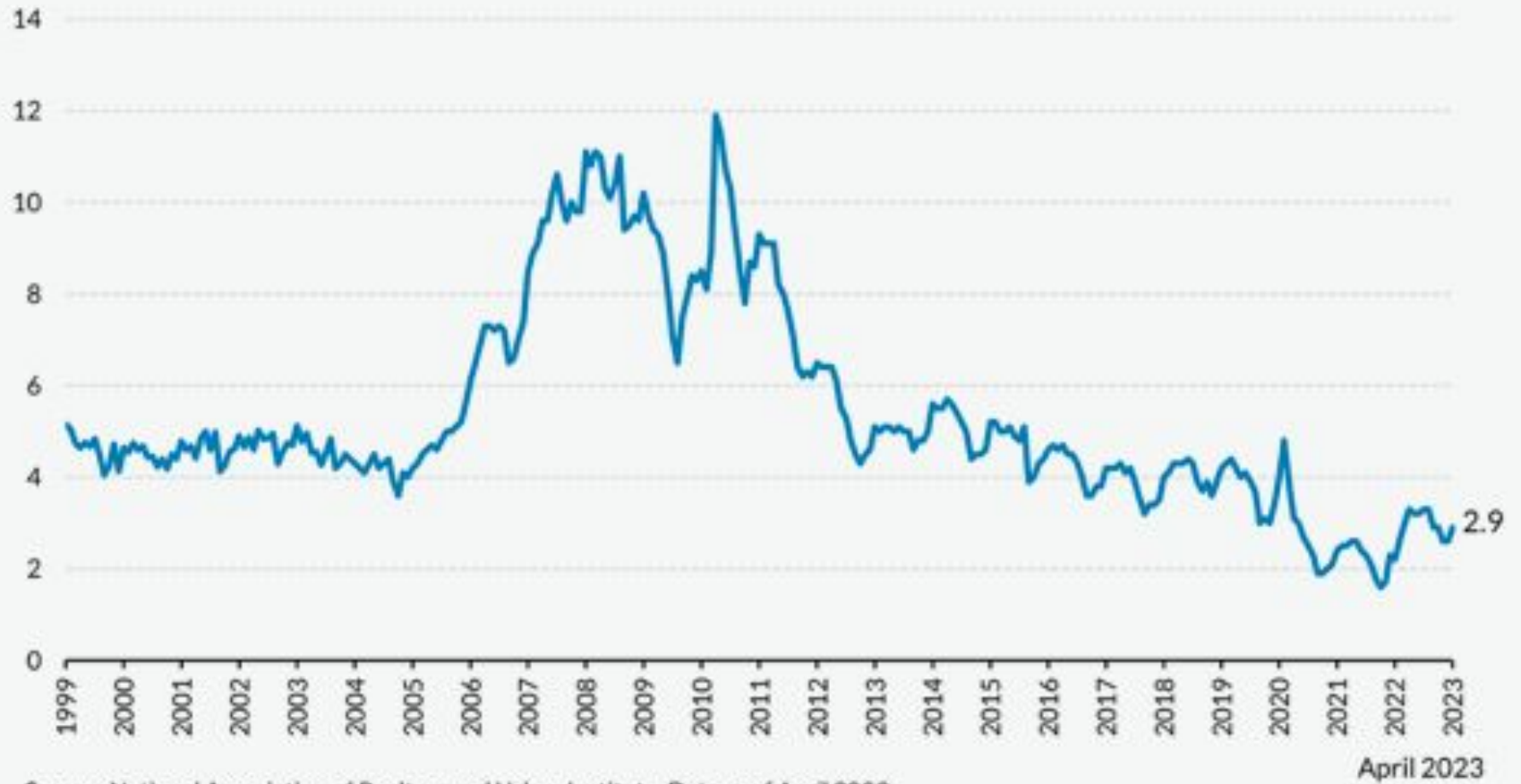
2023

2008

2005



Months' Supply



Source: National Association of Realtors and Urban Institute. Data as of April 2023.



Months' Supply

Months



Source: National Association of Realtors and Urban Institute. Data as of April 2023

April 2023



YOUR OPPORTUNITY

